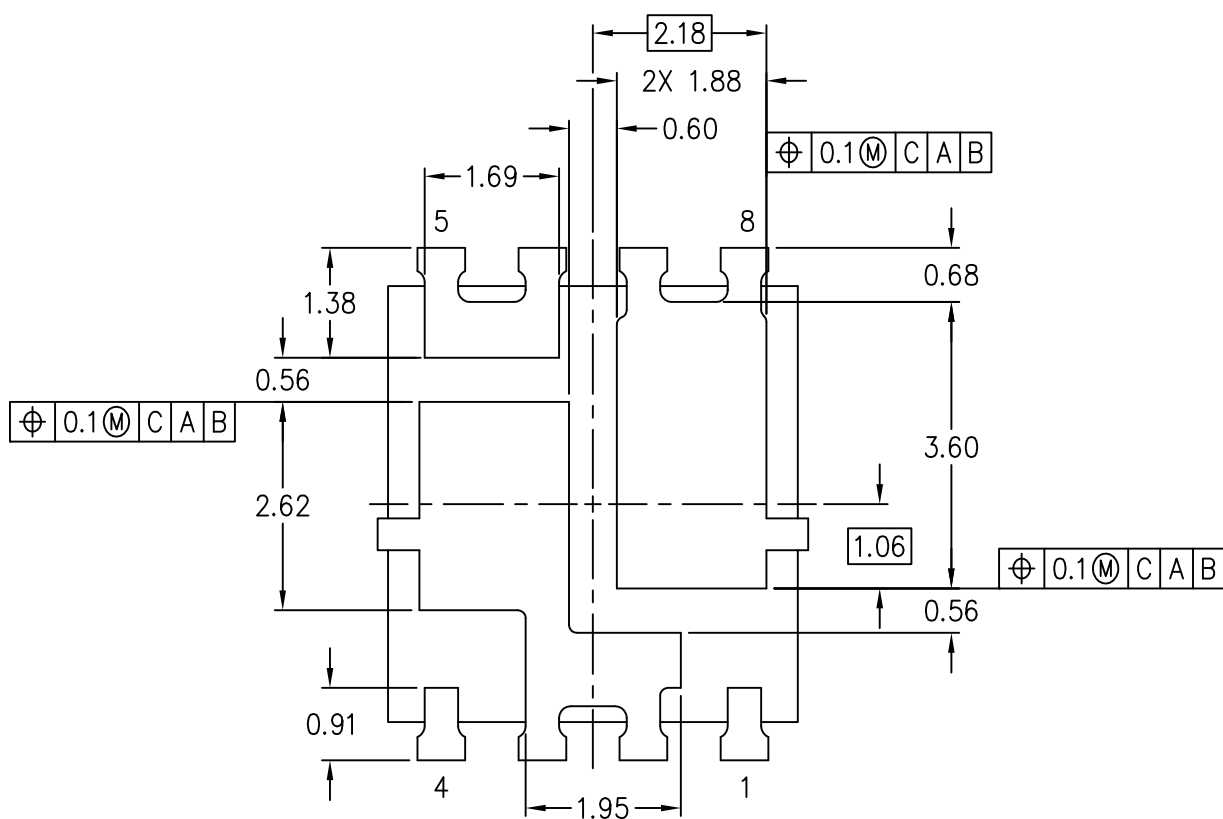
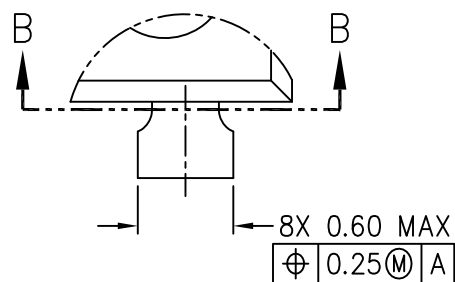
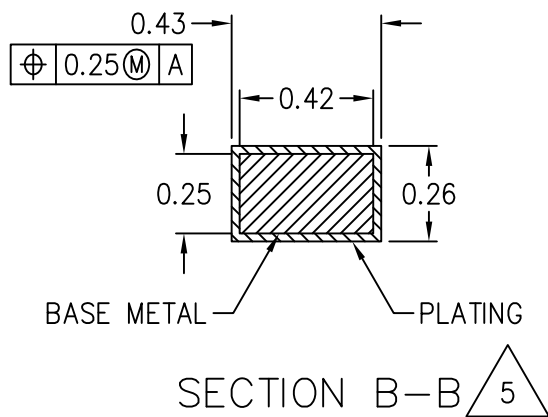


TITLE	PLASTIC QUAD FLATPACK 8 TERMINAL, 1.27MM PITCH PACKAGE	PACKAGE DESIGNATOR PQFP-F8[10]_I127- R5p51x6.54Z1p1	NUMBER MO-341	ISSUE A	DATE OCT 2019	SHEET 1 OF 3
-------	--	---	----------------------	----------------	----------------------	---------------------



BOTTOM VIEW

NOTES:

1. DIMENSIONING AND TOLERANCING PER ASME Y14.5–2009.

2. ALL DIMENSIONS ARE IN MILLIMETERS (ANGLES IN DEGREES).
DIMENSION TOLERANCING TO BE ± 0.10 UNLESS OTHERWISE NOTED.

3 DIMENSION DOES NOT INCLUDE MOLD FLASH, PROTRUSION OR GATE BURRS.
MOLD FLASH, PROTRUSION OR GATE BURR SHALL NOT EXCEED 0.15 MM PER END.

4 DIMENSION INCLUDES INTERTERMINAL FLASH OR PROTRUSION. INTERTERMINAL
FLASH OR PROTRUSION SHALL NOT EXCEED 0.25 MM PER SIDE.

5 DIMENSION DOES NOT INCLUDE DAMBAR PROTRUSION. ALLOWABLE DAMBAR
PROTRUSION SHALL BE 0.15 MM TOTAL IN EXCESS OF THE DIMENSION
MAXIMUM MATERIAL CONDITION.

6 DIMENSION IS DEFINED AS THE DISTANCE FROM THE SEATING PLANE TO THE LOWEST
POINT OF THE PACKAGE BODY.

7 PIN 1 IDENTIFIER MUST BE LOCATED WITHIN THE INDEX AREA INDICATED.

8 THE LOCATION AND SIZE OF EJECTOR MARKS ARE OPTIONAL.

STP (3D) FILE RECORD

3D FILE NAMES MAY EXCEED LENGTH REQUIREMENTS FOR SOME SOFTWARE TOOLS.

STP FILE NAME	ISSUE	DATE	ITEM NUMBER
PQFP-F8[10]_I127-R5p51x6.54Z1p1	A	OCT 2019	11-959

CHANGE RECORD

IF THE CHANGE INVOLVES ANY WORDS ADDED OR DELETED (EXCLUDING DELETION OF ACCIDENTALLY REPEATED WORDS), THE CHANGE IS TO BE INCLUDED BELOW. PUNCTUATION CHANGES MAY OR MAY NOT BE INCLUDED.

INITIAL ISSUE: A	DATE: OCTOBER 2019	ITEM NUMBER: 11-959
------------------	--------------------	---------------------

CHANGE RECORD HISTORY:

INITIAL ISSUE: -	DATE: -	ITEM NUMBER: -
------------------	---------	----------------

LOCATION:	CHANGED FROM:	CHANGED TO: